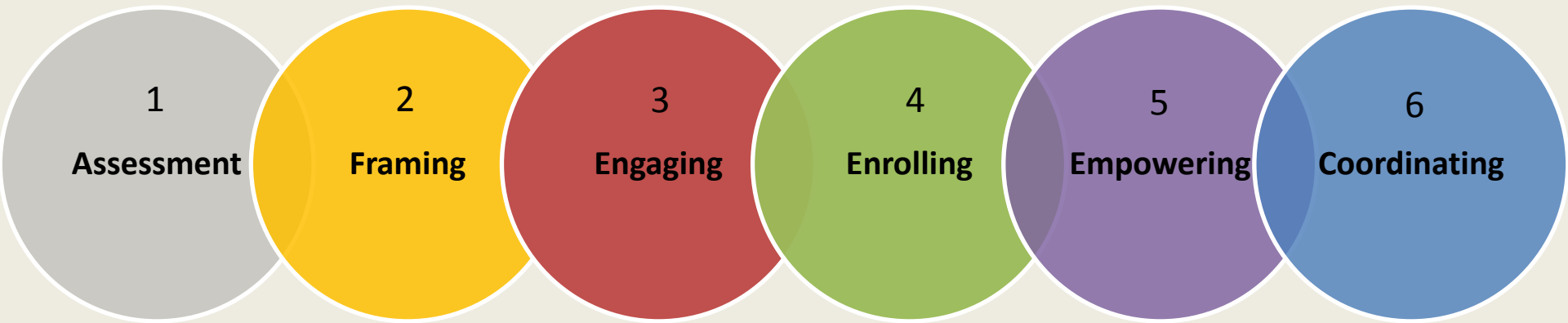


Building and Bringing Equity and Social Justice Networks to Scale

Session facilitators:

- Hilary Franz, ED, Futurewise
- Michael Brown, VP, The Seattle Foundation
- Miguel Maestas, El Centro de la Raza
- Richard Gelb, King County, WA

Equity/Social Justice Network Development Arch



Understanding of Community Actors

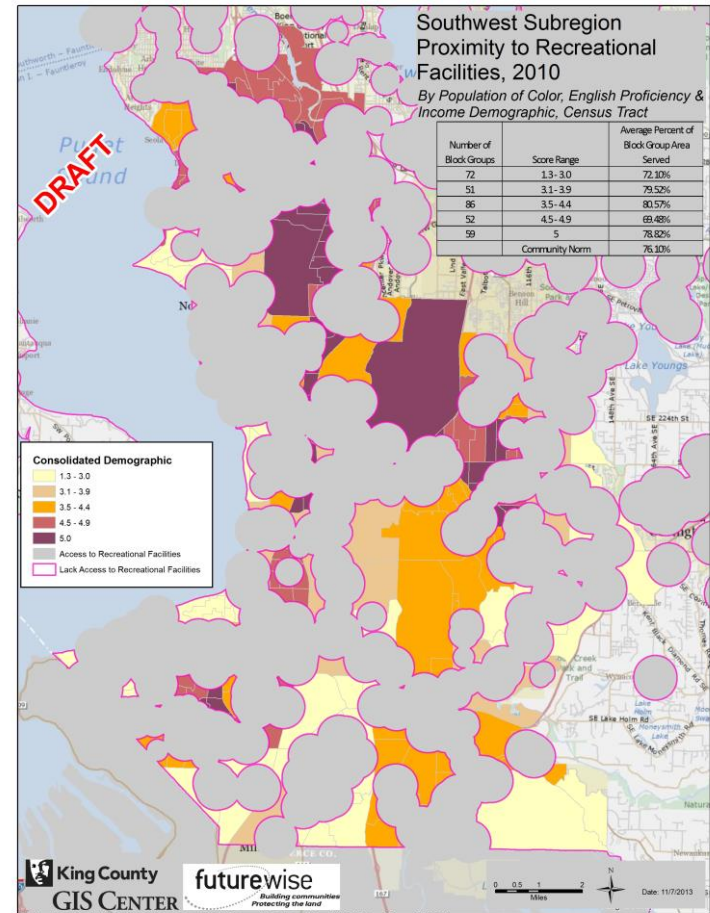
- **Situational awareness of existing and potential actors and their:**
 - **Interests and constituents**
 - **Resources and expertise**
 - **Unmet capacity needs**
 - **Constraints and preferences**



Understanding of Community Conditions

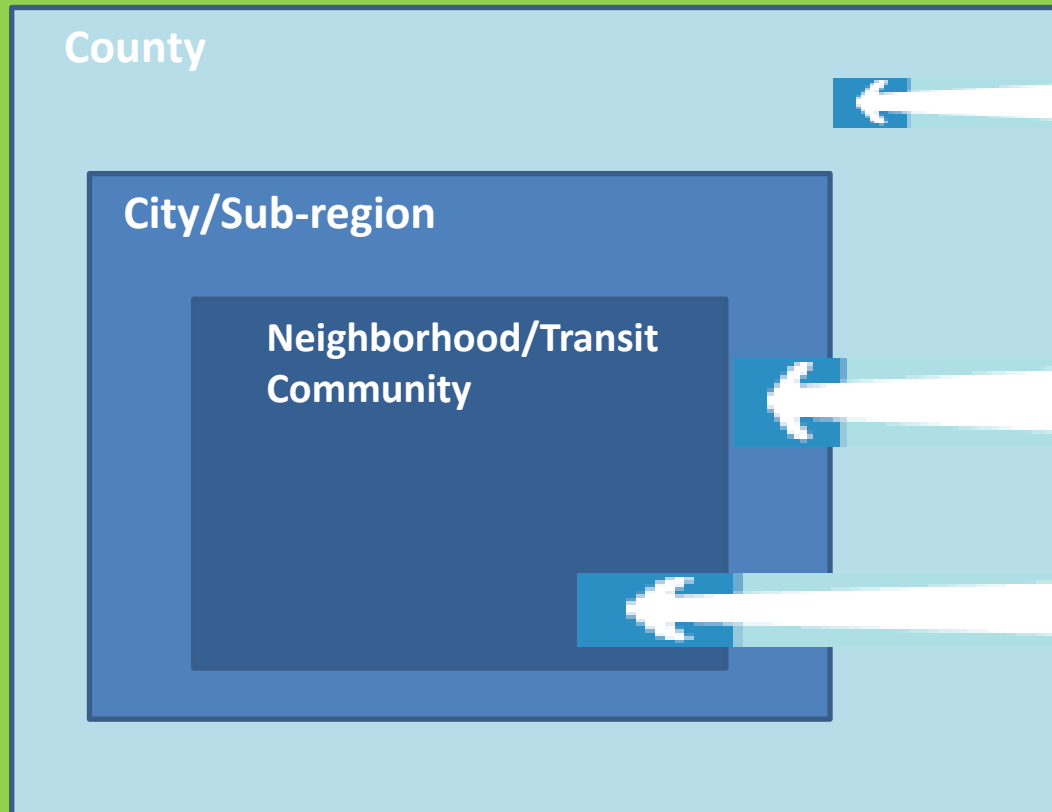
Situational awareness of community equity predicament:

- Exclusivity of decision processes
- Distribution of community benefits and burdens: health, housing, education, transportation, jobs, etc



Assessment

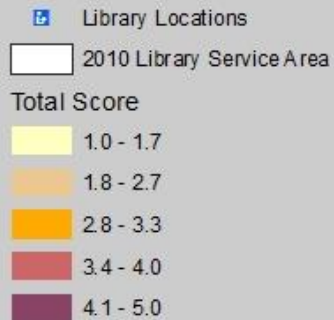
Foundational Community Conditions



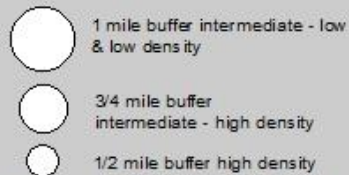
- Economic Development
- Affordable Housing
- Public Health Facilities
- Healthy Food Access
- Parks and Open Space
- Tree Canopy
- Transit
- Public Libraries
- Bike and Pedestrian Mobility
- Education

Distribution of Libraries, 2010

By Consolidated Demographics, Census Tract



Buffer size based on population density at service point:



Notes: This analysis assumes an even distribution of population across census tracts. The percentage of tracts served is determined by comparing the area of the service area with the area of the tract that the service area intersects.

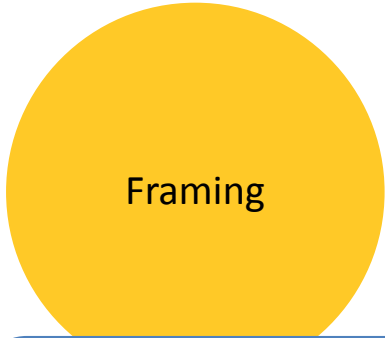
Number of Tracts Served	ESJ Score: Natural Breaks	Average Percent of Tract Areas Served
96	1: 1.0 - 1.7	19.11%
94	2: 1.8 - 2.7	19.06%
65	3: 2.8 - 3.3	30.67%
50	4: 3.4 - 4.0	32.15%
93	5: 4.1 - 5.0	42.20%
	Community Norm:	28.64%



The information included on this map has been compiled by King County staff from a variety of sources and is subject to change without notice. King County makes no representations or warranties, express or implied, as to accuracy, completeness, timeliness, or right to the use of such information. This document is not intended for use as a survey product. King County shall not be liable for any general, special, indirect, incidental, or consequential damages including, but not limited to, lost revenues or lost profits resulting from the use or misuse of the information contained on this map. Any sale of this map or information on the map is prohibited except by written permission of King County.

Data Source: 2010 Census & 2008-2010 5-Year American Community Survey

King County GIS Center



Framing

Upfront Opportunity Framing

- Policy and Plan Development
- Financial Factors
- Community Factors
- Environmental Factors
- Economic and Housing Factors

- Health and food access
- Transportation
- Economic Opportunity
- Housing
- Education



Technical

Community Benefits

Organization & Governance

External Stakeholders

- Decision making/ governance
- Multidiscipline team
- Integration with other programs and projects
- Capacity and Capability

- Regulatory Requirements
- Community Organizations
- Housing, Environment, Health Intermediaries
- Government Stakeholders

Engaging

Engaging and Convening Community

- Role of Community Based Organizations
- Role of Intermediaries
- Relationships, Education and Organizing
- Equity/Advocacy: All voices must be heard.
- Connect to work at a regional level



Enrolling

Developing Shared Vision and Common Understanding

- Create a shared vision and joint approach to solving it
- Develop plans, policies, and projects together to support community vision and strategies – make mutually reinforcing
- Develop lighter, quicker, cheaper solutions to build momentum towards longer-term solutions

Long-Term VISION

VISION



Empowering

Empowering Communities for Long-Term

- Develop a common cross-sector agenda and joint approach to solving it
- Build leadership and infrastructure for facilitation, coordination, measurement, and communications
- Share measurement and evaluation processes to enable learning and course corrections.
- Work groups around primary leverage points or strategies
- Consistent and open communications



Coordinating

Collective Impact for Social Change

Continued Capacity Building



Data Collecting & Measuring Results

Mutually Reinforcing Activities



Support & Coordination

Communication



Shared Vision